

1. Log into Facebook home screen

The image shows the Facebook home screen interface from 2013. At the top, there is a blue navigation bar with the Facebook logo, a search bar, and links for 'Find Friends', 'Home', and settings. The main content area is divided into several sections:

- Update Status:** A text box with the prompt 'What's on your mind?' and a 'Post' button.
- Add Photos/Video:** A section for uploading media.
- Add Personal Contacts as Friends:** A section with icons for Outlook, Yahoo!, and Skype, and a 'Find Friends' button.
- People you may know:** A list of suggested friends with profile pictures and 'Add Friend' buttons.
- Sponsored:** A section for advertisements, including 'Zoosk@ is Hot' and 'Amazon Best Seller Blazer'.

On the left side, there is a sidebar with navigation options:

- FAVOURITES:** Welcome, News Feed, Messages, Events, Photos, Find Friends.
- APPS:** App Centre, Games Feed, Music, Notes, Links, Pokes.
- PAGES:** Create a Page..., Pages feed, Like Pages.
- FRIENDS:** Close Friends, Family.

At the bottom, there is a footer with links for 'About', 'Create Advert', 'Create Page', 'Developers', 'Careers', 'Privacy', 'Cookies', 'Terms', and 'Help'. A 'Chat' button is visible in the bottom right corner.

2. Click on the 'cog' in the top right corner

The image shows a screenshot of the Facebook website interface. A yellow circle highlights the settings gear icon (referred to as the 'cog') in the top right corner of the navigation bar. A yellow arrow points from the center of the circle towards the gear icon. The interface includes a search bar at the top, a navigation bar with links for 'Find Friends', 'Home', and the settings gear. The main content area features an 'Update Status' section, a 'Add Personal Contacts as Friends' section with an email input field, and a sidebar with various navigation options like 'News Feed', 'Messages', and 'Events'. The right sidebar contains sponsored posts and advertisements.

facebook Search for people, places and things Find Friends Home

Update Status Add Photos/Video

What's on your mind?

Post

FAVOURITES

- Welcome
- News Feed
- Messages
- Events
- Photos
- Find Friends

APPS

- App Centre
- Games Feed
- Music
- Notes
- Links
- Pokes

PAGES

- Create a Page...
- Pages feed
- Like Pages

FRIENDS

- Close Friends
- Family

Friends on Chat

Add Personal Contacts as Friends

See how it works or manage imported contacts.

Your Email

Find Friends

Add your friends to see more of their photos and stories in your News Feed.

Advertising

Account Settings

Privacy Settings

Log out

Help

People

Ringmanfrothen

Add Friend

Sponsored

300m SCARY LIGHT POWER!

supertorch.eu

It's not a laser. It's a new technology Flashlight! Very surprised. Click Here!

Religion Memes

A light, easy-going, good-humoured, sometimes in-your-face, sometimes quite the opposite,...

Like · 4,045 people like Religion Memes.

Are you a troll?

v-hab.com

Discover how to cure yourself.

Zoosk® is Hot

Waiting is Not! Install the Facebook Application and Begin Dating Today. Zoosk®!

Use Now · 5,000,000 people used Zoosk.

Want a £30 FREE Bonus?

foxybingo.com

GET £30 FREE PLAY

Spend £10 on Bingo and get £30 absolutely FREE! Sign up now!

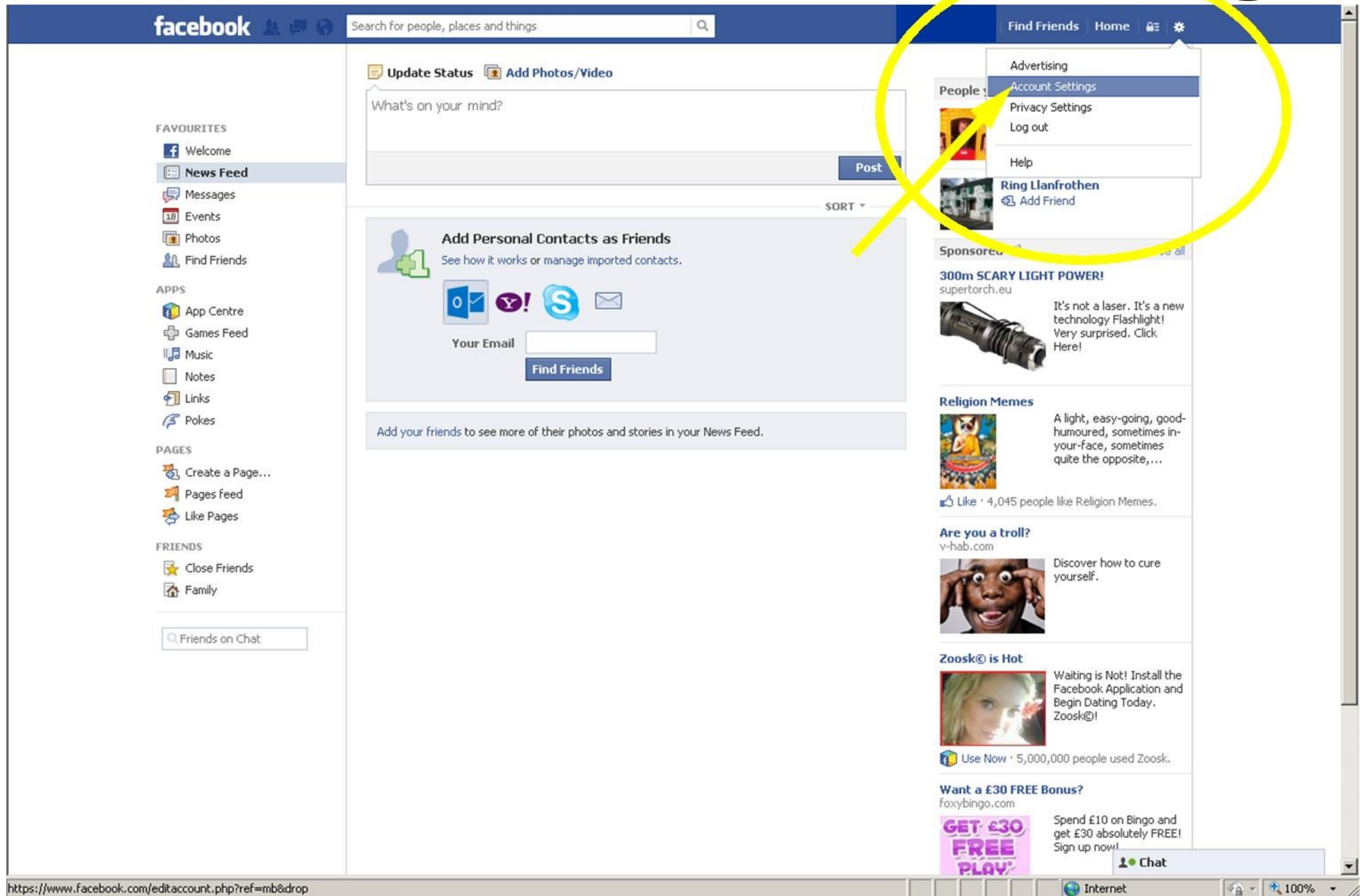
Facebook © 2013

Chat

Internet 100%

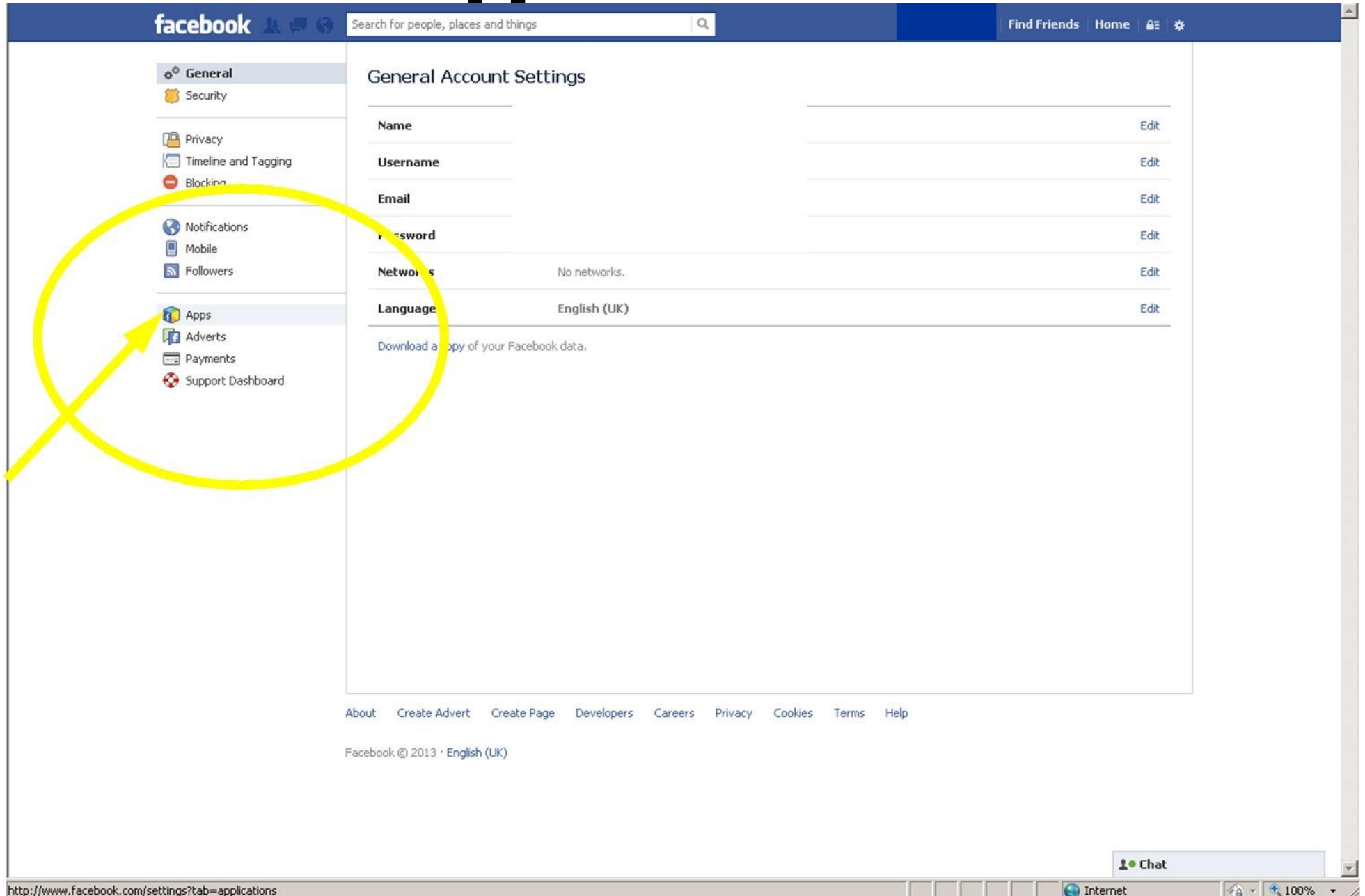
https://www.facebook.com/editaccount.php?ref=mb&drop

3. Click on 'Account Settings'



The image shows a screenshot of the Facebook website interface. The top navigation bar includes the Facebook logo, a search bar, and links for 'Find Friends', 'Home', and a settings gear icon. A yellow circle highlights the settings gear icon, and a yellow arrow points to the 'Account Settings' option in the dropdown menu that appears. The main content area features a status update box, a 'Add Personal Contacts as Friends' section with email input and social media icons, and a 'Sponsored' advertisement for a flashlight. The right sidebar contains several sponsored posts, including 'Religion Memes', 'Are you a troll?', 'Zoosk© is Hot', and 'Want a £30 FREE Bonus?'. The left sidebar lists navigation options like 'News Feed', 'Messages', 'Events', 'Photos', and 'Find Friends'. The browser's address bar at the bottom shows the URL: <https://www.facebook.com/editaccount.php?ref=mb&drop>.

4. Click on 'Apps' on the left hand side



The image shows a screenshot of the Facebook account settings page. The left-hand navigation menu is visible, with the 'Apps' option highlighted by a yellow circle and a yellow arrow pointing to it. The main content area displays 'General Account Settings' with fields for Name, Username, Email, Password, Networks, and Language, each with an 'Edit' link. The footer contains links for About, Create Advert, Create Page, Developers, Careers, Privacy, Cookies, Terms, and Help, along with the copyright notice 'Facebook © 2013 · English (UK)'. The browser's address bar at the bottom shows the URL 'http://www.facebook.com/settings?tab=applications'.

facebook Search for people, places and things Find Friends Home

- General
- Security
- Privacy
- Timeline and Tagging
- Blocking
- Notifications
- Mobile
- Followers
- Apps**
- Adverts
- Payments
- Support Dashboard

General Account Settings

Name		Edit
Username		Edit
Email		Edit
Password		Edit
Networks	No networks.	Edit
Language	English (UK)	Edit

[Download a copy of your Facebook data.](#)

[About](#) [Create Advert](#) [Create Page](#) [Developers](#) [Careers](#) [Privacy](#) [Cookies](#) [Terms](#) [Help](#)

Facebook © 2013 · English (UK)

[Chat](#)

http://www.facebook.com/settings?tab=applications Internet 100%

5. Find the 'Ask.FM' app, and click 'Edit'

The screenshot shows the Facebook 'App settings' page. The left sidebar contains navigation options: General, Security, Privacy, Timeline and Tagging, Blocking, Notifications, Mobile, Followers, Apps (highlighted), Adverts, Payments, and Support Dashboard. The main content area is titled 'App settings' and includes a disclaimer about app permissions. Below this, there are four sections: 'Apps you use', 'Apps others use', 'Instant personalisation', and 'Old versions of Facebook for mobile'. The 'Apps you use' section contains a table with one entry: 'Ask.fm' with a privacy setting of 'Only me'. The 'Edit' link for this entry is circled in yellow, and a yellow arrow points to it. The footer contains links for About, Create Advert, Create Page, Developers, Careers, Privacy, Cookies, Terms, and Help, along with copyright information for Facebook © 2013 in English (UK). A 'Chat' button is visible in the bottom right corner.

facebook Search for people, places and things Find Friends Home

General Security

Privacy Timeline and Tagging Blocking

Notifications Mobile Followers

Apps Adverts Payments Support Dashboard

App settings

On Facebook, your name, profile picture, cover photo, gender, networks, username, and user ID are always publicly available, including to apps (Learn Why). Apps also have access to your friends list and any information you choose to make public.

Apps you use	Use apps, plugins, games and websites on Facebook and elsewhere?	On	Edit
Ask.fm	Only me		Edit

Apps others use People who can see your info can bring it with them when they use apps. Use this setting to control the categories of information people can bring with them. Edit

Instant personalisation Lets you see relevant information about your friends the moment you arrive on select partner websites. On Edit

Old versions of Facebook for mobile This setting controls the privacy of things you post using old Facebook mobile apps that do not have the inline audience selector, such as outdated versions of Facebook for BlackBerry. Friends Edit

About Create Advert Create Page Developers Careers Privacy Cookies Terms Help

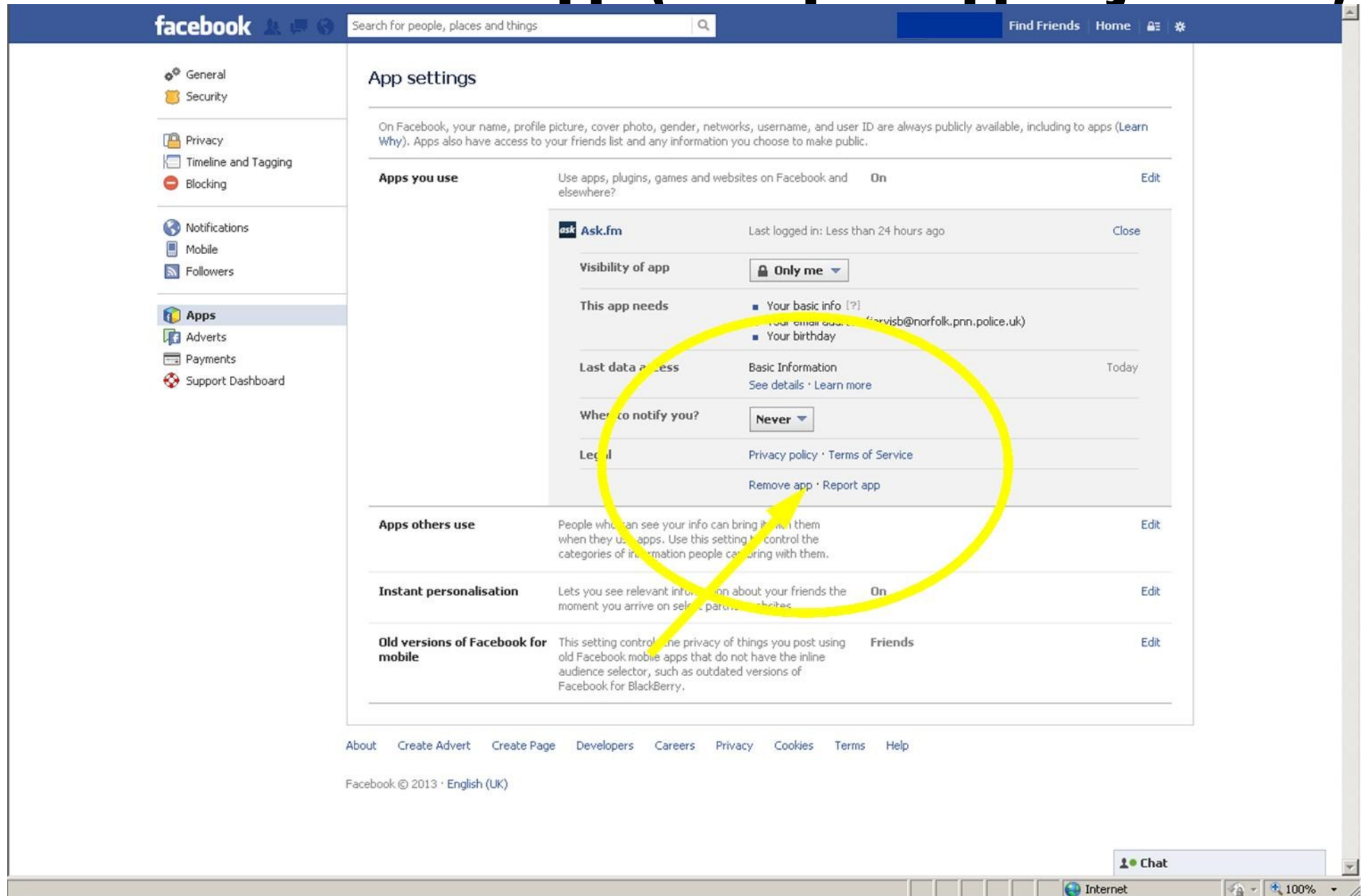
Facebook © 2013 · English (UK)

Chat

Internet 100%

https://www.facebook.com/ajax/settings/apps/view_permissions.php?app_id=129215213762342&user_id=100002646217009

6. Click on 'Remove App' (& 'Report App' if you wish)



The screenshot shows the Facebook 'App settings' page. A yellow circle highlights the 'Remove app' and 'Report app' links at the bottom of the 'Ask.fm' app settings card. An arrow points from the bottom of the circle to the 'Remove app' link.

facebook Search for people, places and things Find Friends Home

App settings

On Facebook, your name, profile picture, cover photo, gender, networks, username, and user ID are always publicly available, including to apps (Learn Why). Apps also have access to your friends list and any information you choose to make public.

Apps you use Use apps, plugins, games and websites on Facebook and elsewhere? **On** Edit

Ask.fm Last logged in: Less than 24 hours ago Close

Visibility of app Only me

This app needs

- Your basic info [?]
- Your email address (/servis@norfolk.pnn.police.uk)
- Your birthday

Last data access Basic Information Today
See details · Learn more

When to notify you? Never

Legal Privacy policy · Terms of Service

Remove app · Report app

Apps others use People who can see your info can bring it with them when they use apps. Use this setting to control the categories of information people can bring with them. Edit

Instant personalisation Lets you see relevant information about your friends the moment you arrive on select partner websites. **On** Edit

Old versions of Facebook for mobile This setting controls the privacy of things you post using old Facebook mobile apps that do not have the inline audience selector, such as outdated versions of Facebook for BlackBerry. **Friends** Edit

About Create Advert Create Page Developers Careers Privacy Cookies Terms Help

Facebook © 2013 · English (UK)

Chat

Internet 100%